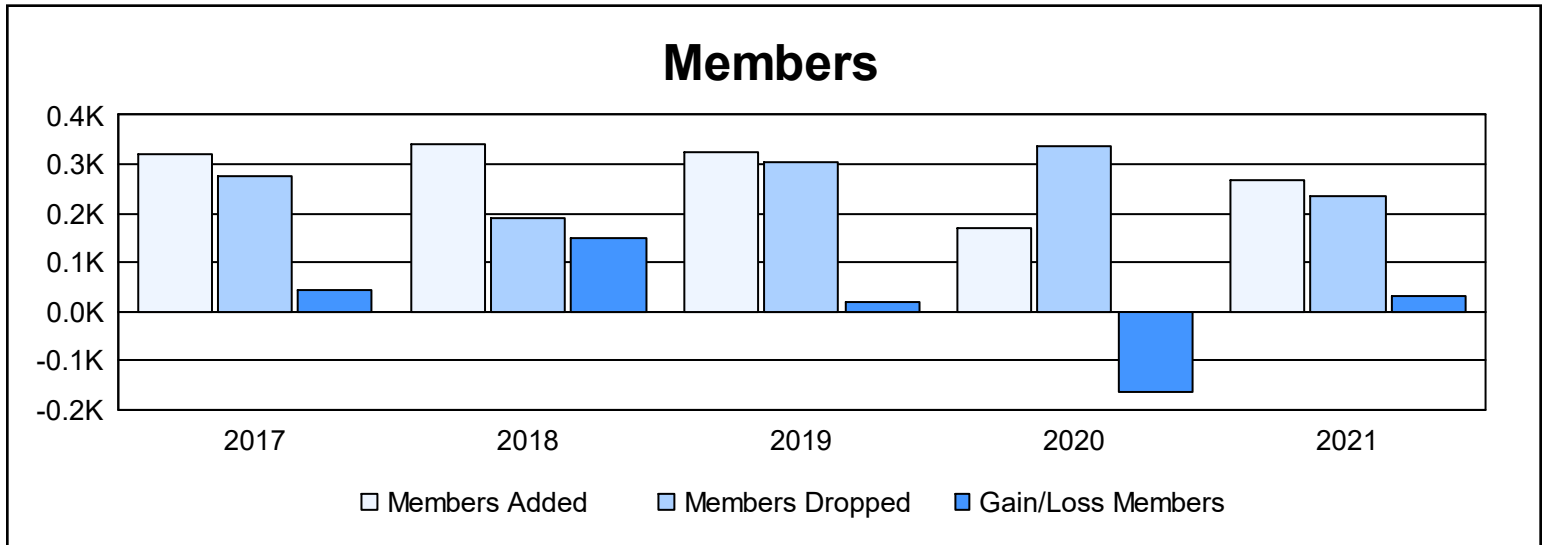
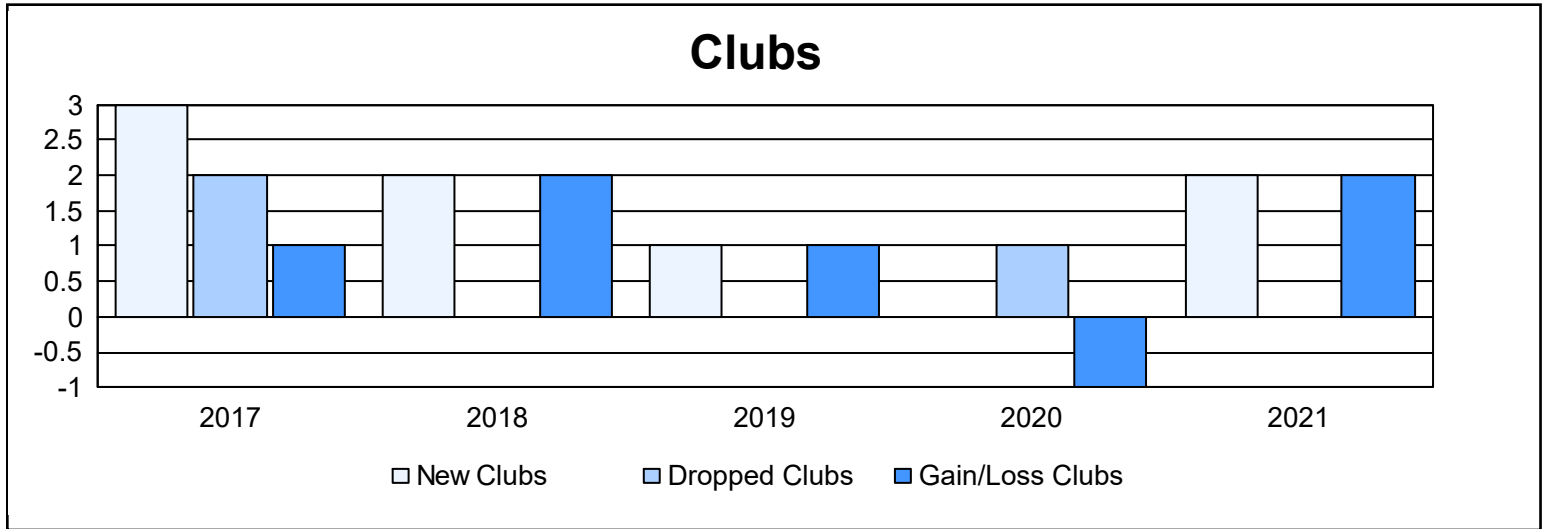
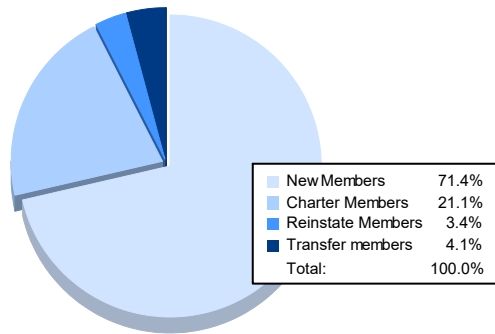


Year	New Clubs	Dropped Clubs	Gain/ Loss Clubs	New Members	Charter Members	Reinstate Members	Transfer Members	Total Member Added	Total Members Dropped	Gain/ Loss Members
2016-2017	3	2	1	222	79	9	9	319	276	43
2017-2018	2	0	2	264	54	15	6	339	191	148
2018-2019	1	0	1	264	37	10	12	323	305	18
2019-2020	0	1	-1	134	5	21	11	171	336	-165
2020-2021	2	0	2	190	56	9	11	266	236	30
<b>Average</b>	<b>2</b>	<b>1</b>	<b>1</b>	<b>215</b>	<b>46</b>	<b>13</b>	<b>10</b>	<b>284</b>	<b>269</b>	<b>15</b>



### Membership Composition June 2021 Cumulative



### Gender Composition June 2021 Cumulative

